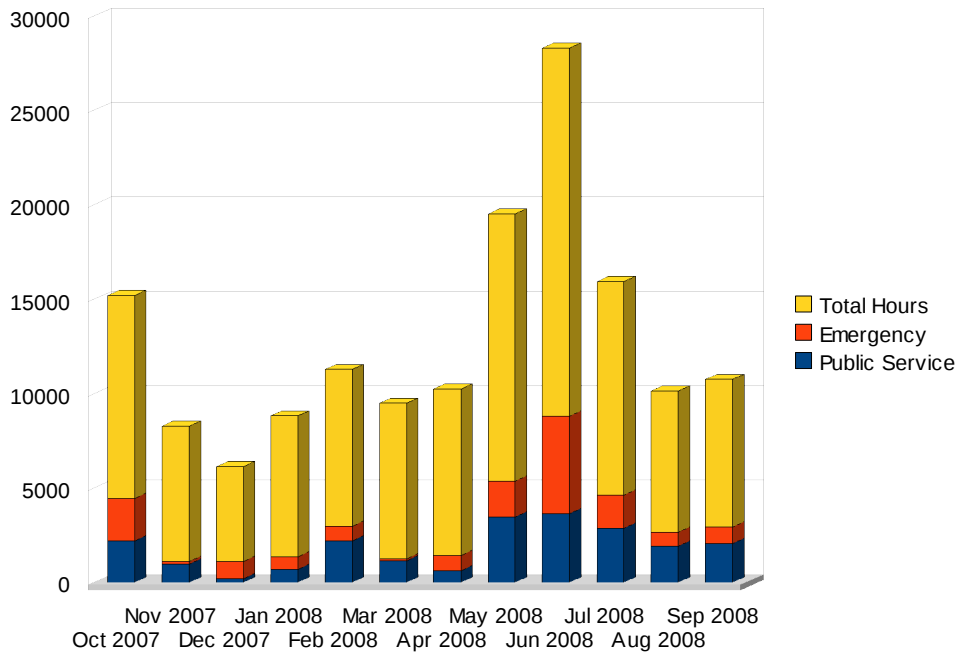


## Michigan Section ARPS Fiscal Year 2008 Summary

### FSD-212 Reports

Each month amateur radio emergency coordinators for each county report the time spent by their programs in a number of categories. In the table below, the total hours represents not only the emergency and public service hours, but also hours spent in nets, training, equipment maintenance and administration.

Period	Public Service	Emergency	Total Hours
Oct 2007	2199	2247	10750
Nov 2007	956	159	7175
Dec 2007	195	917	5023
Jan 2008	676	672	7469
Feb 2008	2199	778	8305
Mar 2008	1160	100	8225
Apr 2008	628	812	8816
May 2008	3473	1897	14131
Jun 2008	3632	5150	19513
Jul 2008	2867	1743	11337
Aug 2008	1916	750	7461
Sep 2008	2060	877	7808
<b>12 mos</b>	<b>21964</b>	<b>16107</b>	<b>116018</b>

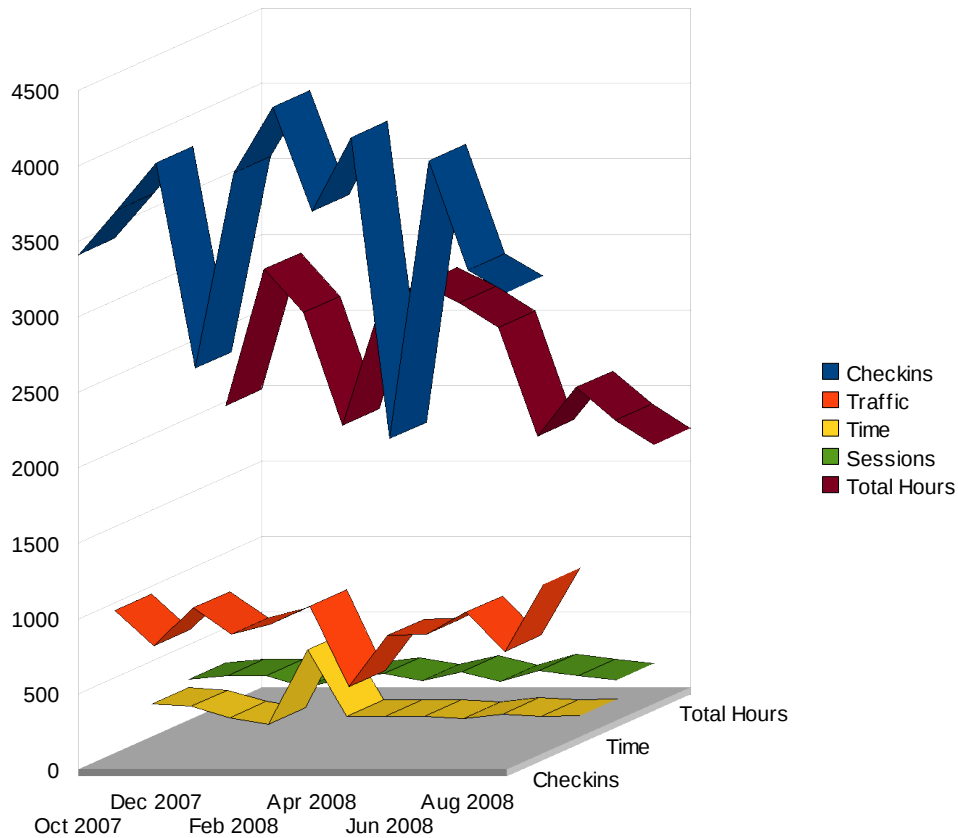


ARPSC FY08 Summary

## Net Reports

Each month NTS net managers report on checkins, traffic and time for their nets. The following table summarizes those results. Not all nets record individual net manhours, so for some nets the manhours are estimated. The method of estimation consistently underestimates those hours.

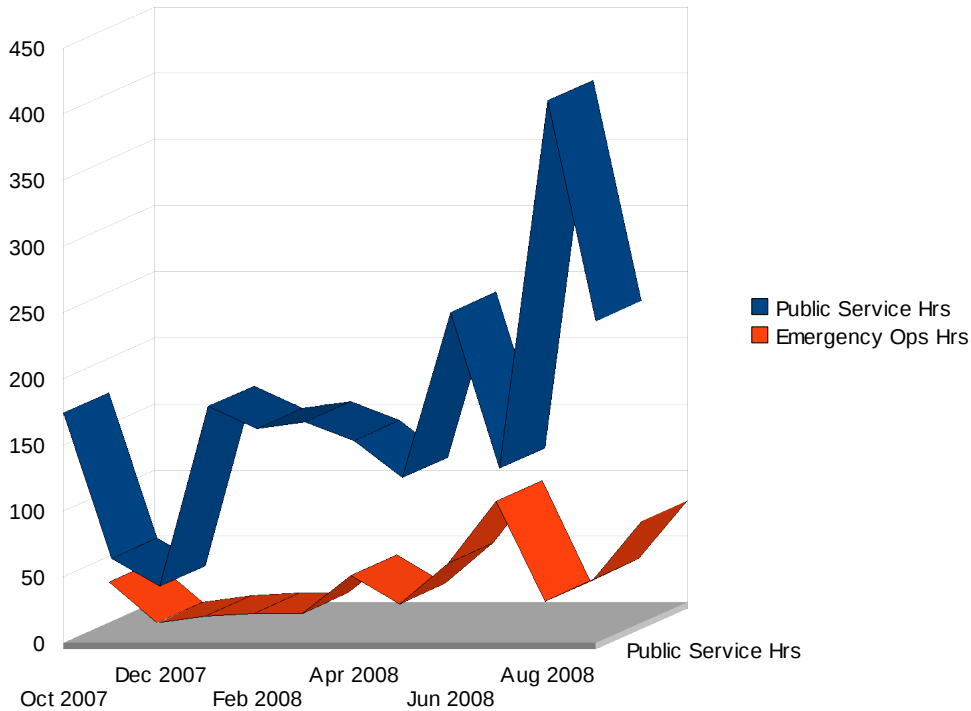
Period	Checkins	Traffic	Time	Sessions	Total Hours
Oct 2007	3409	946	215	272	1972
Nov 2007	3707	710	200	295	2879
Dec 2007	4019	962	127	294	2592
Jan 2008	2659	790	85	215	1843
Feb 2008	3952	856	578	277	2663
Mar 2008	4389	975	134	308	2782
Apr 2008	3696	440	135	260	2656
May 2008	4187	780	134	319	2494
Jun 2008	2190	786	121	259	1771
Jul 2008	4034	934	148	327	2095
Aug 2008	3311	673	138	296	1877
Sep 2008	3159	1119	139	266	1715
<b>12 mos</b>	<b>42712</b>	<b>9971</b>	<b>2153</b>	<b>3388</b>	<b>27340</b>



## Public Service Honor Roll

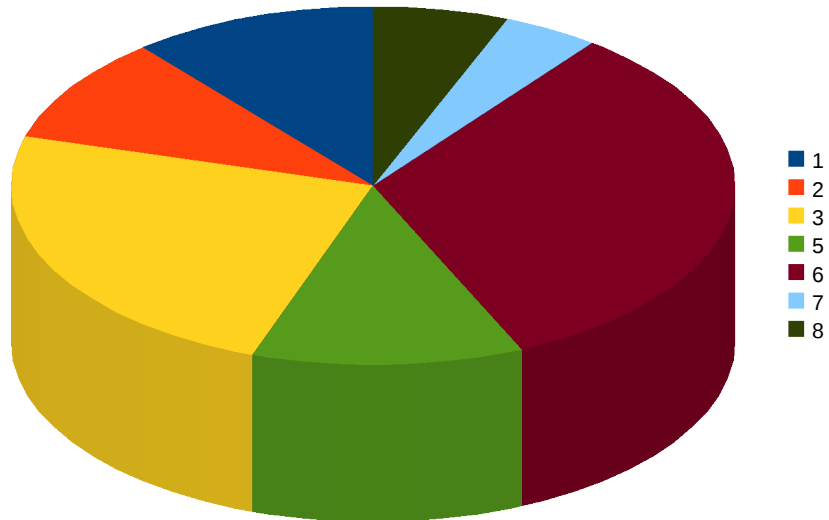
A small number of more active amateurs submit a monthly report to qualify for the American Radio Relay League's Public Service Honor Roll. Categories making up the total score include not only public service and emergency operations time, but also traffic handled, nets joined, and appointments held. Many amateurs only report these results when they have a sufficient score to qualify for inclusion in QST, so these hours do not represent a complete total. On the other hand, some of these hours may have been included by ECs in the FSD-212 results.

Period	Public Service Hrs	Emergency Ops Hrs	Total Score
Oct 2007	174	31	2172
Nov 2007	64	0	1124
Dec 2007	43	5	1116
Jan 2008	179	7	1615
Feb 2008	162	7	1836
Mar 2008	167	36	2020
Apr 2008	153	14	1923
May 2008	125	45	2033
Jun 2008	250	92	2924
Jul 2008	132	16	1929
Aug 2008	410	33	3887
Sep 2008	243	77	2785
<b>12 mos</b>	<b>2102</b>	<b>363</b>	<b>25364</b>



## District Breakdown

A breakdown of effort by district shows particularly high contributions by districts three and six. This is largely because of very active programs in Genesee and Kent.



## Summary

Dollar value of ARES/RACES contribution	\$2,101,086
Dollar value of reported NTS net manhours	\$495,127
Dollar value of reported Public Service Honor Roll time	\$44,641
<b>Total dollar value of reported amateur radio volunteer time</b>	<b>\$2,640,855</b>